

# TOP 10

# PEST CONTROL TIPS FOR SUMMER




## 1 MAKE THAT KITCHEN SPARKLE

It should be no surprise that the kitchen is the top of the list. With the biggest attractor of pests being food, the kitchen is the holy grail for pests with a sweet tooth! Remove traces of food by wiping down surfaces, sweeping and vacuuming floors.

## 2 DON'T THROW OUT SPOILING FOOD TOO SOON

With the rise in temperature you will also find food reaching the expiry and smelly stage a lot sooner. Try to keep spoilt food in the fridge, freezer or inside bins as close to the garbage pickup date as possible before throwing out.



## 3 DECLUTTER STORAGE SPACES

Storage spaces such as the garage or outside shed are often dark and infrequently visited. This becomes the perfect home for pests wanting to set up shop. The added benefit of decluttering is that you finally find that thing you've been searching for ages!

## 4 KEEP THE OUTSIDE OUT

It's a good idea to have separate indoor and outdoor items. Especially when you have items which inherently gather dirt. Tools such as spades, trimmers, lawn mowers or even toys that your kids play with outside are a hassle to clean every time they are used. Better to keep them in the shed.

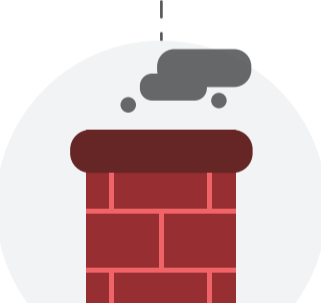
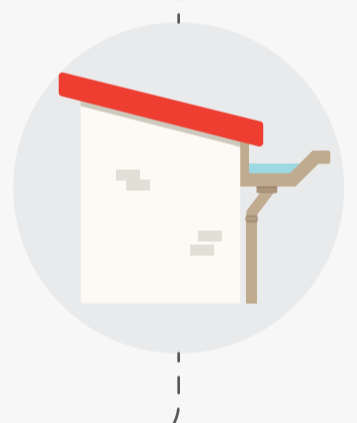


## 5 LOOK AFTER YOUR GARDEN

Generally, pests will accumulate in the garden and then move their way in. Cut them off at the source by keeping your garden clean and pruned. Cut your grass regularly and rake up piles of leaves as these are perfect nesting spots for pests. Fill up any holes or ditches to avoid the accumulation of water when it rains.

## 6 KEEP YOUR GUTTER UNCLOGGED

Gutters have a way of blocking themselves as is often the case after a heavy downpour. If you have debris often filling your gutter it is worth getting a gutter guard to avoid this. Clogged gutters will create stagnant water ponds which are a perfect breeding ground for mosquitos.



## 7 CLOSE OFF YOUR CHIMNEY

Now that the hot weather has arrived there's no need to keep the fireplace going. Without the smoke to detract them this becomes an easy access point for any flying pests, rodents or the occasional possum wanting to find their way in. Just remember to open it before Santa comes with your presents!

## 8 TAKE CARE WHEN TRAVELING

Being the holiday season there's a good chance you will be travelling and many pests will find a way to hitch a ride on your suitcase. Check your accommodation when you arrive, especially the bedding for any signs of a bed bug infestation. Check your suitcase again before repacking when returning home.



## 9 USE INSECT REPELLENT WHEN GOING TO THE BEACH OR TRAMPING

Summer is the season of being outdoors. This means trips to the beach and going for walks or hikes through the native bush. The easiest way to avoid being targeted by pests that like to bite is to use insect repellent spray and apply to parts of your body which are likely to come into contact with the outside environment.

## 10 CONTACT A PROFESSIONAL PEST CONTROL SERVICE

Even after taking all these precautions you might find pests have made their way into your home. Once they have taken up residence the best solution is to hire local pest control expert to remove the unwanted guests and keep them from coming back. Sometimes its just easier to get in the pros so you can focus on enjoying the sunshine!

